


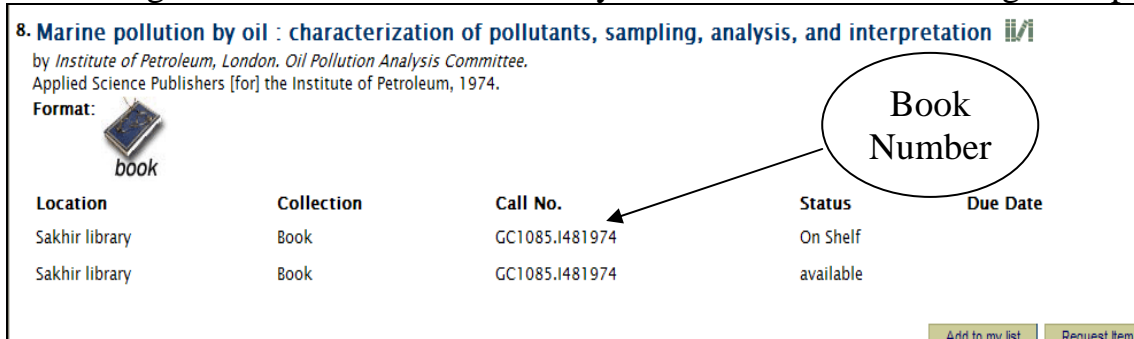
How to use the Library Catalogue



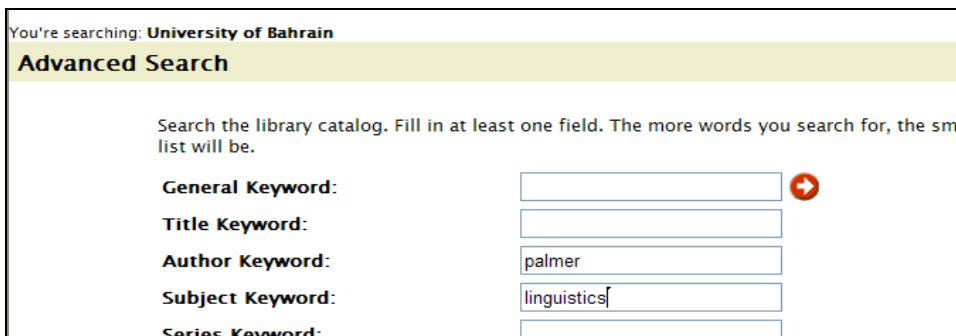
- 1- Go to the library website: <http://libwebserver.uob.edu.bh/en/index.htm>
- 2- Select **Library Catalogue** and click on **Search Catalogue**
- 3- Enter the keyword in the search box and press Enter ↵

Search: 

- 4- You will get a list of books in the library collection as the following example:



- 5- In the Advanced search you can run a search on more than one field at the same time. For example you need to see all the books in the Subject of Linguistics by the Author "Palmer". So you click on the Advanced Key and enter "Palmer" in the Authors field and the keyword "Linguistics" in the Subject Field. press Enter ↵



6- The "Power Search" allows searching several fields at the same time using the Logical operators And, Or, Xor, and Not .It also allows searching the Library Online Databases after you log into the system (Press *login for more resources and select the Database*). See the Example below:

To search resources about (Sulphuric Acid Or Sulfuric Acid) see example:

Power Search

Search the library catalog. Fill in at least one field. The more words you search for, the smaller and more refined list will be.

Search by:

General Keyword	Sulphuric acid	OR
General Keyword	sulfuric acid	AND
Author Keyword		AND
Subject Keyword		

Sources being searched:

- University of Bahrain
- Other sources**
- Academic Search Premier
- Aquatic Sciences & Abstract
- Business Source Premier
- ERIC

7- More search tips:

- a. Use logical operator XOR for searching about two items without having them in the same context. For example:

Find apple XOR orange

Will restrict the results of *apple* without having *orange* within the context of *apple* and the same applies to *orange*. While using the logical operator OR will combine "apple and orange" in the same context or separate.

- b. Use the asterisk * as a wild card (i.e. develop* for development, developer, developing)