



How to use Bookmyne

Bookmyne is a free iPhone ® & Android® app that enables you to search the library's catalog.

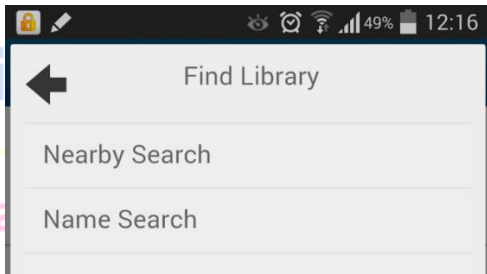
You can search the catalog, access your account, renew items online**.

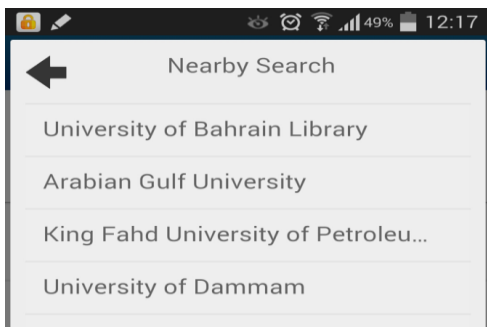
Install Bookmyne

Install Bookmyne from the [Apple App Store](#) or from [Google Play Store](#)

Find your Library

Bookmyne will use the device's GPS to find libraries near you that use the app. Tap on "Nearby Search" to find libraries near you or tap on "Name Search" to find libraries by keyword search.





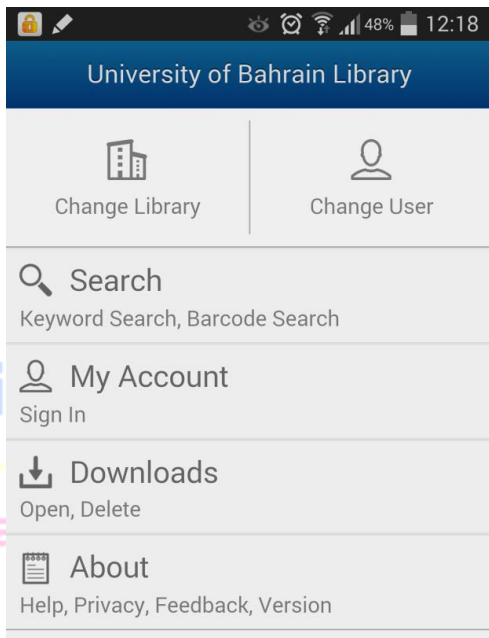
Once you find your library, tap it to see an informational screen. Tap on “Add This Library” at the bottom of the library screen to add it to your personal list of libraries. This will prevent you from having to look for your library every time and allow you quick access if you are away from the area.



Library Information

University of Bahrain Library

Add This Library



Access account

You can access your account with the library using your UoB Email ID (eg. If your UoB Email is xyz@uob.edu.bh or 12345678@stu.uob.edu.bh,

then your user ID will be xyz or 12345678). Your PIN number will be your UoB email password

Sign In

Library Card Barcode

PIN

Show PIN

Sign In

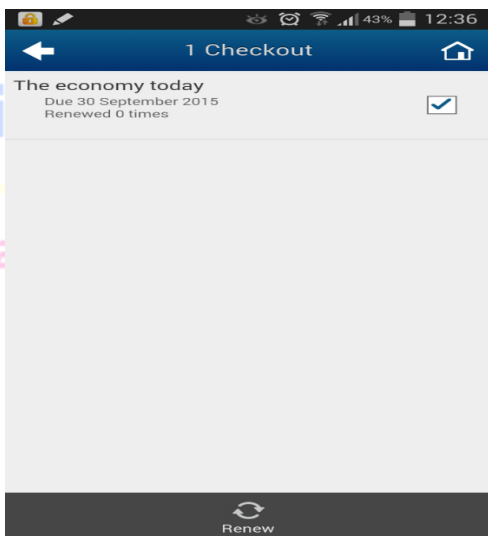
Cancel

Click on Sign in to access your account.

Tapping on Profile, you will be able to see if the information about you is correct in the Library Account. If there is any difference you may contact the library directly. (Please update your email with the library as it will allow you to receive alerts regarding your checked out items when it is due).



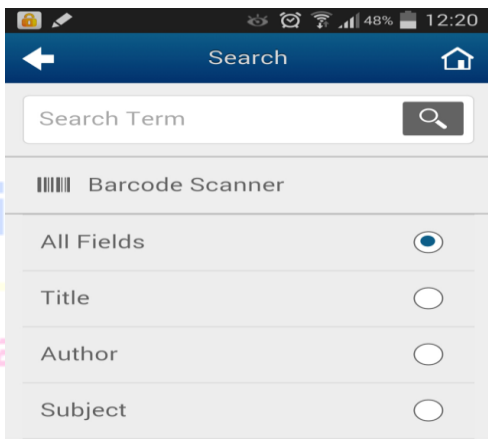
Tap on Checked out Items to see the items checked out and the date due. You will also be able to renew the item from here. Choose the item you wish to renew by tapping on the square next to the item and tap on the Renew button (as shown in the screen shot below) to get options to renew one



item or more as the case may be.

Search for Items

After you select a library you will get the following screen.



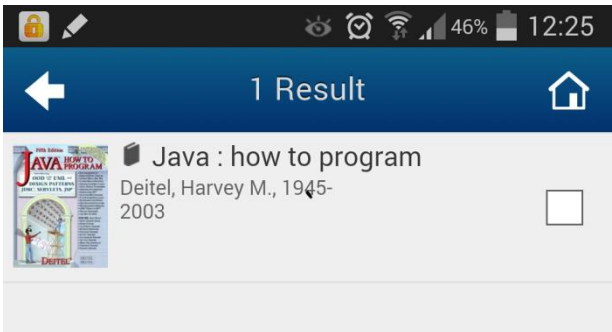
General search

Tap on “Search” to search for keywords and barcodes. You will get the following screen.

You can then select All Fields, Title, Author, or Subject or Barcode Scanner. You can install a barcode app on your device to scan the ISBN of a book to search the catalogue to see if it is available in the library.

Tap in the search box and use the keyboard to enter your search terms then tap the search button. You will receive a list of results. Tap on any item to see more details and if the item is available.

To the right of each item is a small square that allows you to select multiple items.



Place a Hold

After finding an item that you had searched, you have the choice to 'Place a hold'.



*For more specific help, contact 8266 or email :
amadanmohan@uob.edu.bh*